

**evolve**consultancy

**DATA AIN'T DIFFICULT**

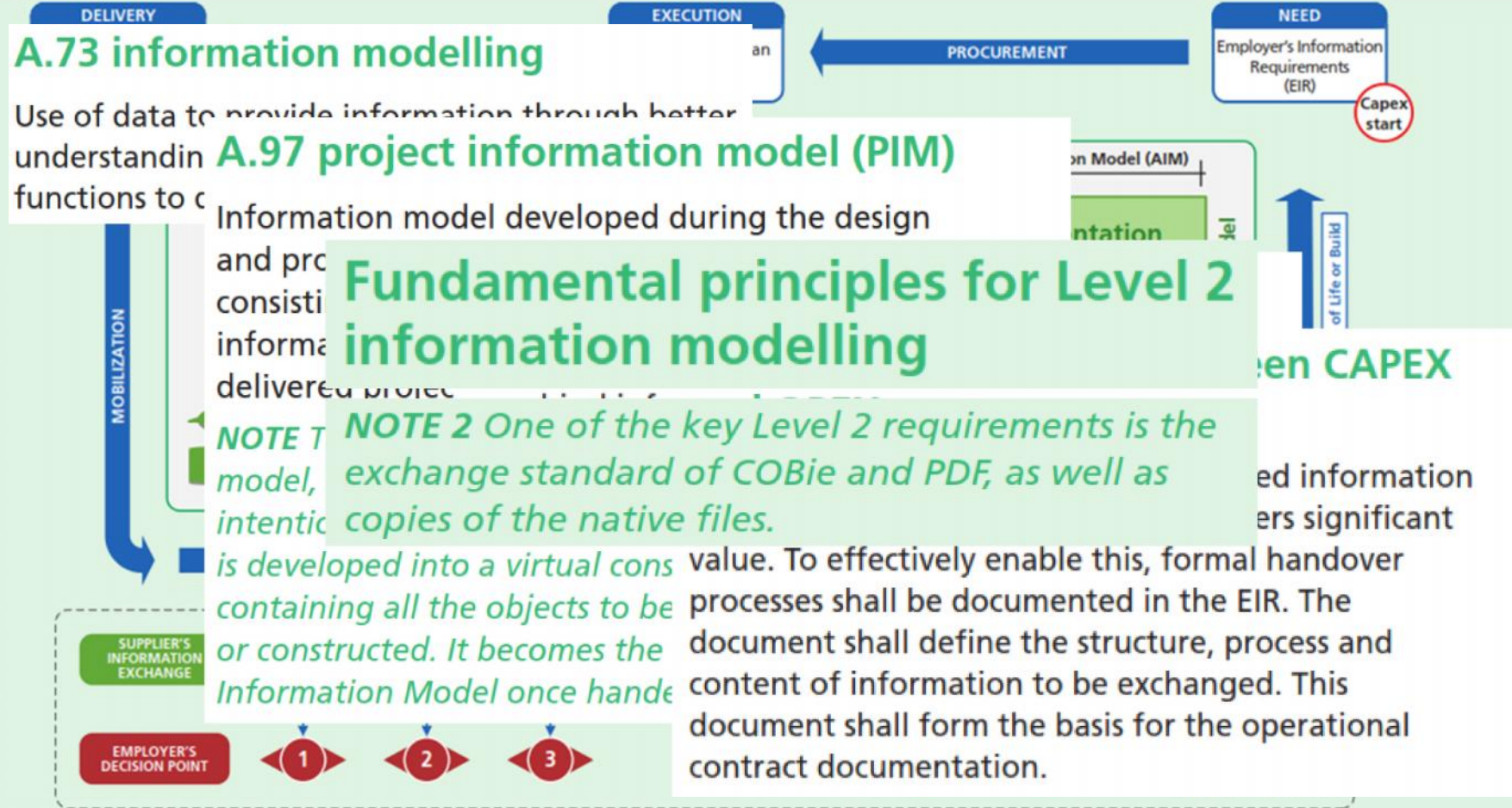
NIGEL DAVIES, DIRECTOR

# WHO ARE WE?



- **Nigel Davies**
  - 20+ years' experience in Engineering and Architecture
  - Chair of the AEC (UK) CAD & BIM Protocols
  - Regular writer and presenter
- **Evolve Consultancy**
  - CAD & BIM Management Services
  - Technology integration
  - Project support & mentoring
- **Bennetts Associates, John McAslan + Partners, MLM Group, Tideway, Wilkinson Eyre...**


# DATA ACCORDING TO THE BOOK OF BIM



## WHAT IS COBIE?

**Construction (to) Operations Building Information Exchange**  
**Can't Operate a Building In Excel**

## WHAT IS COBIE?




**US Army Corps  
of Engineers®**

“COBie information only answers three questions:

- What rooms and equipment are delivered in a building?
- Where does a technician go to work on that equipment?
- How is the equipment operated and maintained?”

# WHAT IS COBIE?



# UNDERSTANDING COBIE



National BIM Standard - United States®

an initiative of the National Institute of Building Sciences buildingSMART Alliance®

National BIM Standard - United States® Version 3

4 Information Management

4.2.3.2.2 Specific COBie spreadsheet terms and definitions

4.2.3.2.2 Operation Building information exchange (COBie) – Version 2.4

# UNDERSTANDING COBIE

BS 1192-4:2014



BSI Standards Publication

## 6.3.1 General Information

Part 4: Fulfilling employer's information exchange requirements using COBie – Code of practice



# COBIE CONTENT

text	required
text	reference to other sheet or pick list
text	external reference
text	if specified as required
text	secondary information when preparing product data

# COBIE CONTENT

## 4.2.3.2.2.1

### contact

A worksheet in the COBie spreadsheet. Each row in the Contact worksheet identifies a person or company referenced elsewhere in a COBie spreadsheet. Contact.Email is the primary key for this worksheet.

Email	CreatedBy	CreatedOn	Category	Company	Phone	ExternalSystem	ExternalObject	ExternalIdentifier	Department	OrganizationCode	GivenName	FamilyName	Street	PostalBox	Town	StateRegion	PostalCode	Country

## 4.2.3.2.2.16

### Facility

a worksheet in the COBie spreadsheet. There may only be one row in the facility worksheet. Projects composed of multiple facilities, shall be described by separate COBie spreadsheets. Facility.Name is the primary key for this worksheet.

Name	CreatedOn	Category	ProjectName	SiteName	LinearUnits	AreaUnits	VolumeUnits	CurrencyUnit	AreaMeasurement	ExternalSystem	ExternalProjectObject	ExternalProjectIdentifier	ExternalSiteObject	ExternalSiteIdentifier	ExternalFacilityObject	ExternalFacilityIdentifier	Description	ProjectDescription	SiteDescription	Phase

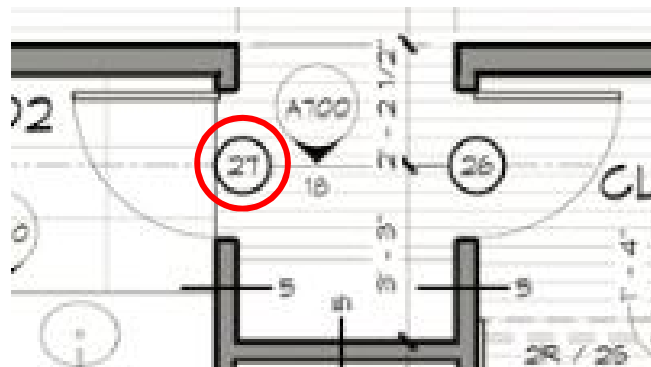
# COMPONENT EXAMPLE

Name	CreatedBy	CreatedOn	TypeName	Space	Description

## 4.2.3.2.2.86

### Component.Name

the Component.Name must match the value found on design drawing schedules at the equivalent project stage of the current deliverable. For equipment scheduled by Type (and not Component) naming requirements to ensure unique names for every component shall be specified by contract.



# COMPONENT EXAMPLE

Name	CreatedBy	CreatedOn	TypeName	Space	Description
Instance.Mark					

## 4.2.3.2.1.1 CreatedBy

the contact email of the person or company creating or updating a row of COBie data.

Email
<a href="mailto:nigel@evolve-consultancy.com">nigel@evolve-consultancy.com</a>

# COMPONENT EXAMPLE

Name	CreatedBy	CreatedOn	TypeName	Space	Description
Instance.Mark	Email				

# COMPONENT EXAMPLE

Name	CreatedBy	CreatedOn	TypeName	Space	Description
Instance.Mark	Email	Date			

## 4.2.3.2.2.55

### Type.Name

the Type.Name must match the value found on design drawing schedules at the equivalent project stage of the current deliverable.

Name
Type.Mark

# COMPONENT EXAMPLE

Name	CreatedBy	CreatedOn	TypeName	Space	Description
Instance.Mark	Email	Date	Type.Mark		

## 4.2.3.2.2.41

### Space.Name

the Space.Name must match the value found on design drawings at the equivalent project stage of the current deliverable.

Name
R101

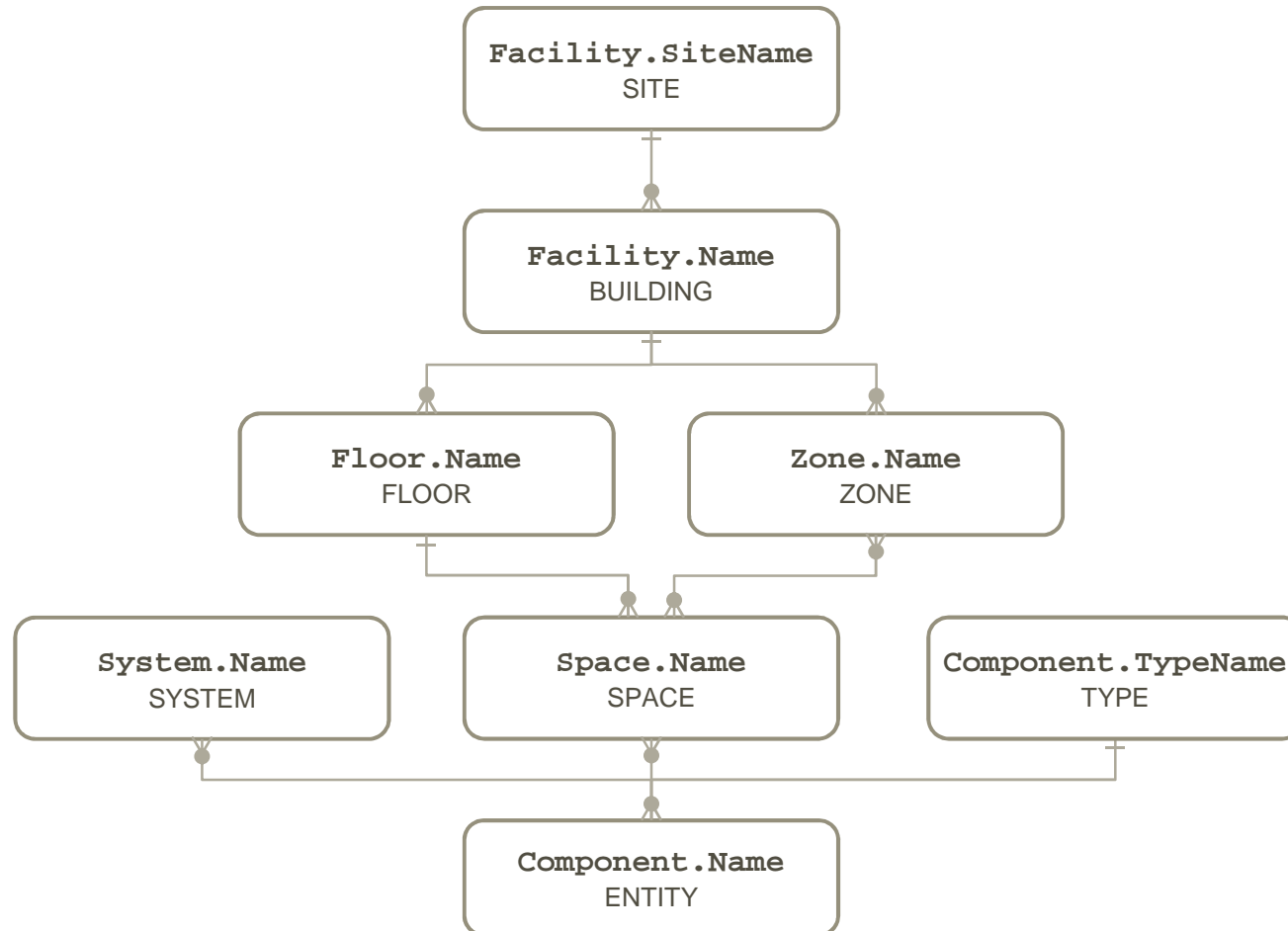
etc

# RELATIONSHIPS

- BS1192-4 section 6.3.1
  - a) Every Space (location) should be assigned to one Floor (region).
  - b) Every Space (location) should be assigned to at least one Zone.
  - c) Every Floor and Zone should have at least one Space (location).
  - d) Every Component should be assigned to at least one Space (location), from which it is used, inspected or maintained.
  - e) Every Component should be assigned to one Type.
  - f) Every Component should be assigned to at least one System, identifying its function.
  - g) Every Type should apply to at least one Component.



# RELATIONSHIPS



# EXTERNAL DOCUMENTS

Name	CreatedBy	CreatedOn	Category	ApprovalBy	Stage	SheetName	RowName	Directory	File

## 4.2.3.2.2.157

### Document

a worksheet in the COBie spreadsheet. Document records identify external files that provide information associated with data in a given COBie deliverable. Document.Name, Document.SheetName, Document.RowName, Document.Stage comprise the primary key for this worksheet.

# EXTERNAL DOCUMENTS

Name	CreatedBy	CreatedOn	Category	ApprovalBy	Stage	SheetName	RowName	Directory	File
Performance Spec									

## 4.2.3.2.2.157

### Document

a worksheet in the COBie spreadsheet. Document records identify external files that provide information associated with data in a given COBie deliverable. Document.Name, Document.SheetName, Document.RowName, Document.Stage comprise the primary key for this worksheet.

- Name = document name

# EXTERNAL DOCUMENTS

Name	CreatedBy	CreatedOn	Category	ApprovalBy	Stage	SheetName	RowName	Directory	File
Performance Spec						Type			

## 4.2.3.2.2.157

### Document

a worksheet in the COBie spreadsheet. Document records identify external files that provide information associated with data in a given COBie deliverable. Document.Name, Document.SheetName, Document.RowName, Document.Stage comprise the primary key for this worksheet.

- Name = document name
- SheetName = to which sheet is the document associated

# EXTERNAL DOCUMENTS

Name	CreatedBy	CreatedOn	Category	ApprovalBy	Stage	SheetName	RowName	Directory	File
Performance Spec						Type	Type.Name		

## 4.2.3.2.2.157

### Document

a worksheet in the COBie spreadsheet. Document records identify external files that provide information associated with data in a given COBie deliverable. Document.Name, Document.SheetName, Document.RowName, Document.Stage comprise the primary key for this worksheet.

- Name = document name
- SheetName = to which sheet is the document associated
- RowName = the Name value of the related sheet and row

# ATTRIBUTES

## 4.2.3.2.2.168

### **Attribute**

a worksheet in the COBie spreadsheet. Attribute records identify external files that provide information associated with data in a given COBie deliverable. Attribute.Name, Attribute.SheetName, Attribute.RowName, Attribute.Category comprises the compound key for this worksheet.

## 4.2.3.2.2.157

### **Document**

a worksheet in the COBie spreadsheet. Document records identify external files that provide information associated with data in a given COBie deliverable. Document.Name, Document.SheetName, Document.RowName, Document.Stage comprise the primary key for this worksheet.

## 3.6.2 Attribute

named specific characteristic associated to an asset

Constant Attributes (excluding identification, quantities and location details) should be assigned to:

- the Type or System, not the Component; and
- the Floor (region) or Zone, not the Space (location).

# ADDITIONAL DATA

Any additional sheets specified by the employer should occur in the deliverable after the final PickLists sheet.

Any additional columns specified by the employer should occur to the right of the final specified columns and should have a header column name.

Any additional PickList values specified by the employer should occur below the recommended values.

The format of each information exchange shall be defined by the organization that has defined the OIR and the AIR.

**NOTE 2** Where COBie is used for information exchange then the content of the COBie files should be determined by the AIR.



## OIR Organisational Information Requirements

The information an organisation needs to operate their assets

## AIR Asset Information Requirements

The information required for a specific asset

## EIR Employers Information Requirements

The AIR informs the EIR for major works

## BEP BIM Execution Plan

The design team's response to the EIR

IT'S AS EASY AS FLYING...

“THE KNACK OF FLYING IS LEARNING HOW TO  
THROW YOURSELF AT THE GROUND AND MISS”

*Douglas Adams*



nigel@evolve-consultancy.com



@nigelpdavies